



# ESP SYSTEMS CATALOG

INNOVATING THE NEXT GENERATION OF ARTIFICIAL LIFT



## THE REYNOLDS DIFFERENCE

Reynolds Lift Technologies is a Texas-based ESP service provider specializing in the design, engineering, and manufacturing of field-proven artificial lift equipment. We help operators achieve increased production, operational efficiencies, environmental responsibility, and enhanced safety.

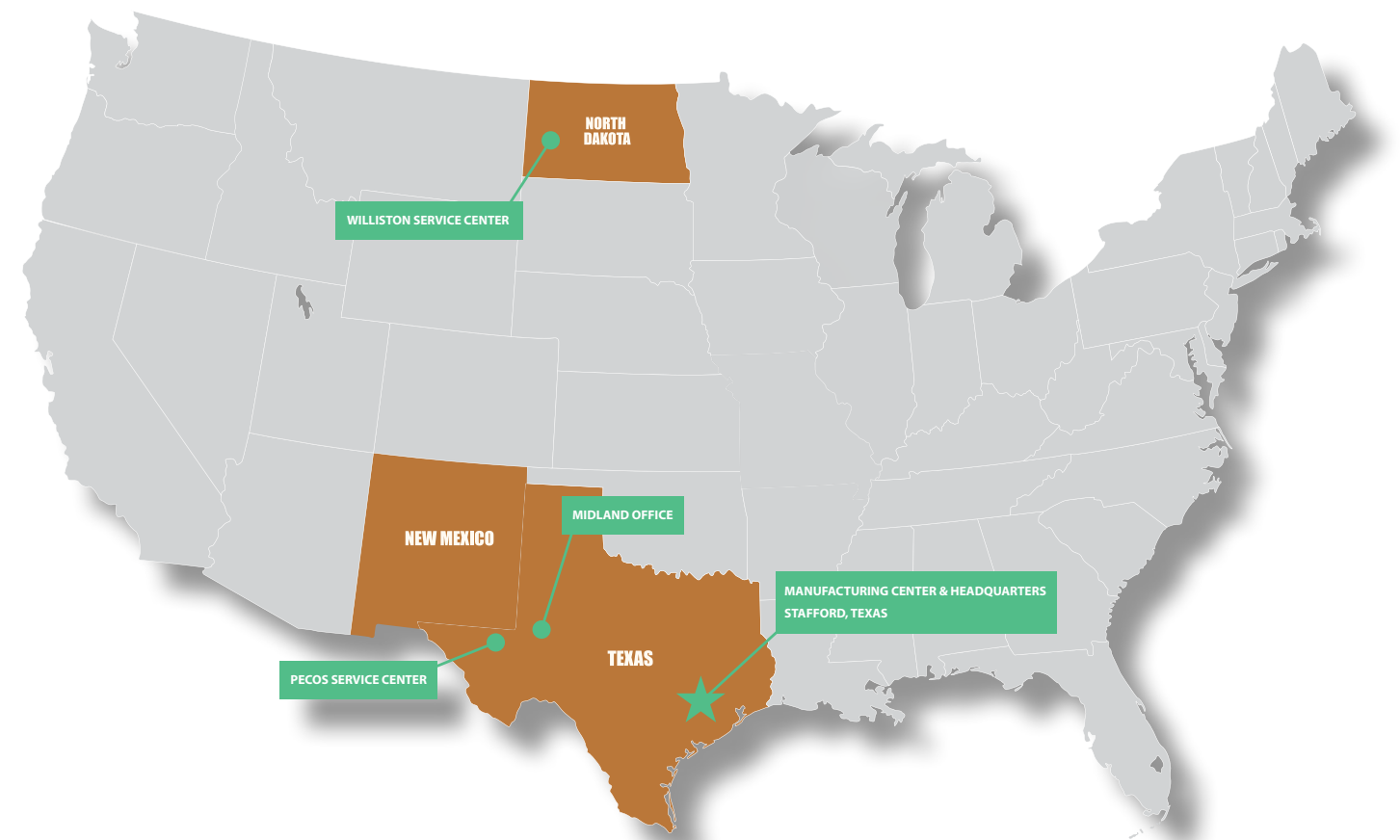
### LEADERS IN ARTIFICIAL LIFT

Founded in 2018 with 150+ years of oilfield experience, Reynolds provides engineering, manufacturing, staff testing, and delivery to the ever-evolving production sector of the oil & gas industry. Reynolds is pushing the boundaries of artificial lift technology to drive production efficiencies significantly beyond industry standards through innovative downhole equipment and surface systems.

We help operators achieve increased production, operational efficiencies, environmental responsibility, and enhanced safety. **All our ESP products are designed, engineered, manufactured and delivered by Texans.**

### MADE IN TEXAS ESP SOLUTIONS

As a world-class engineering and manufacturing company, Reynolds designs and builds equipment with an emphasis on customer-driven solutions. We strive to deliver the highest quality, fit for purpose products in the safest manner possible, while continuing to develop products based on our customers' needs to achieve long-lasting, problem-solving solutions.

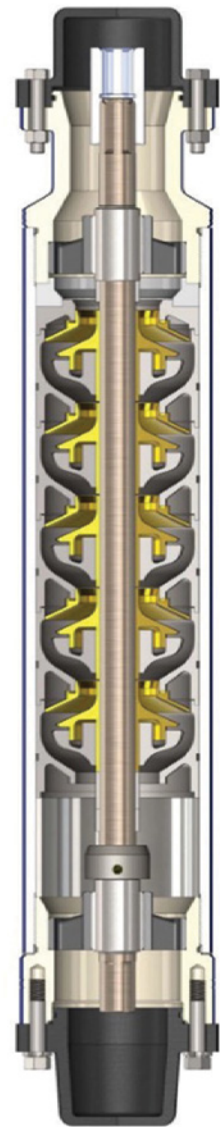


## REYNOLDS QUICK FACTS

- 30,000 sq. ft. state-of-the-art manufacturing facility
- All motors wound in-house at our Texas facility
- CNC machine shop staffed with oilfield experts
- All motors 100% load tested on our in-house Dyno
- Field service team supporting every installation
- Universal PM motors available for all pump manufacturers
- Field upgrades available for all common drive (VSD) types
- All tools stocked at Permian Basin locations
- Equipment stocked at Houston factory and in Pecos Service Center



# CENTRIFUGAL PUMPS



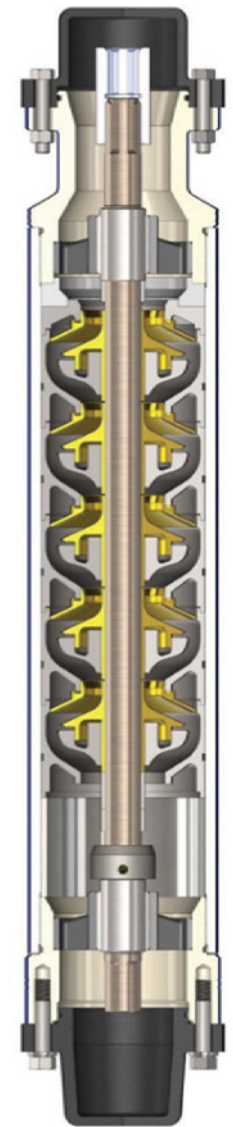
Reynolds' complete line of centrifugal pumps boasts a premium floater stage design, crafted from the highest quality Ni-Resist materials on the market. We offer a comprehensive range of 338, 400, and 538 series pumps, each designed for exceptional performance in a corresponding casing size.

Our pumps feature abrasion-resistant trims and a variety of advanced metallurgies to meet the specific corrosive or erosive requirements of your applications. Built and rigorously tested at our in-house Texas manufacturing facility, Reynolds pumps are engineered for unparalleled reliability and efficiency.

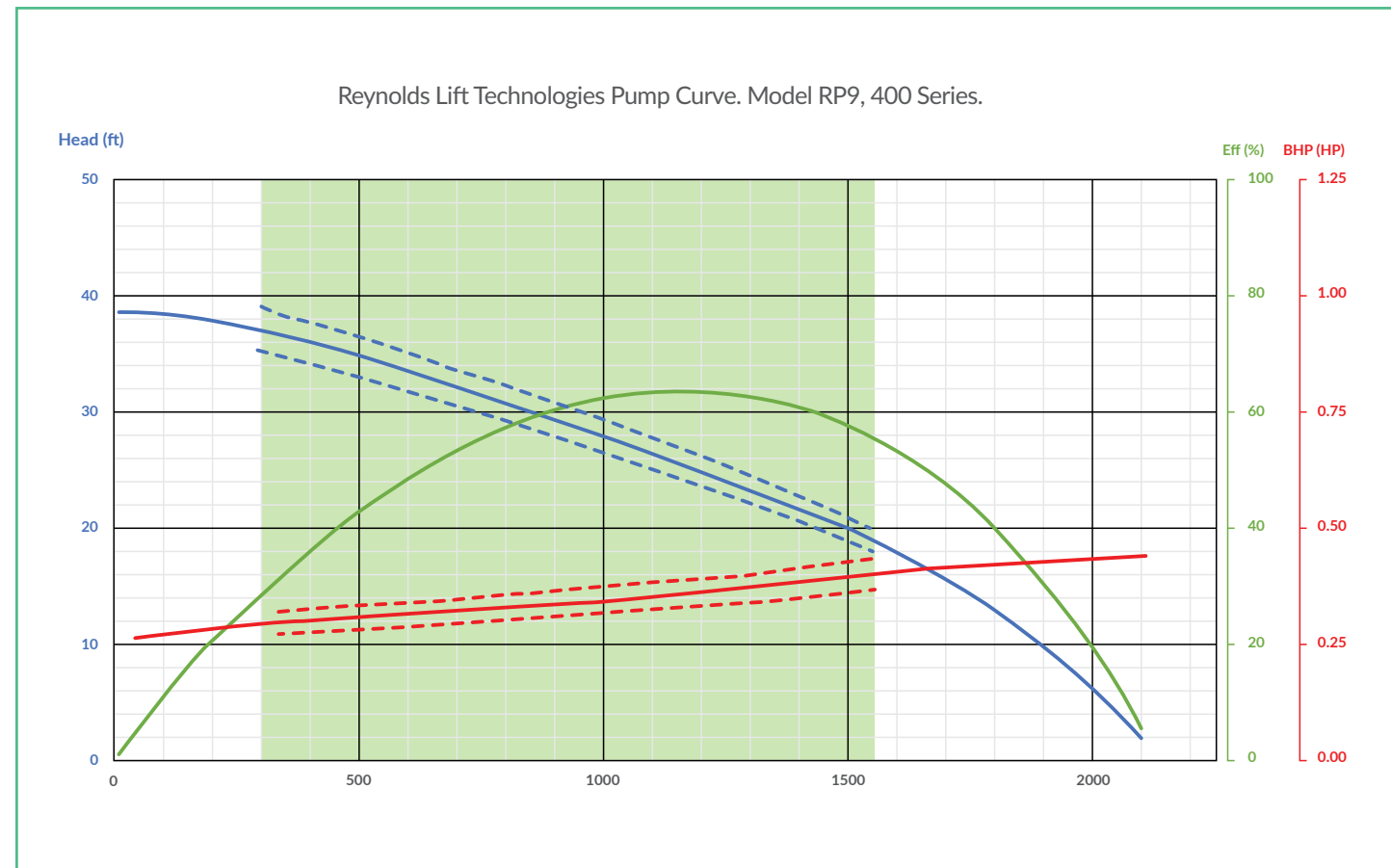


## SPECIFICATIONS

ITEM	STANDARD OFFERING	AVAILABLE OPTIONS
OD	4.00"	3.38", 5.40"
Length	150HS (21.8')	100-140HS (2.1 - 20.4')
Stage Geometry	Mixed Flow	
AR Ratio	1:3 ARM	1:1 ARM
AR Material	Tungsten Carbide	
Flow Range	300 - 7,000+ bpd	50 - 15,000 bpd
Impeller & Diffuser Alloy	Type 1 Ni-Resist	Type 2, 3, 4 Ni-Resist
Head & Base Alloy	416 SS	
Housing Alloy	Carbon Steel	9 Cr, 13 Cr, 304 SS
O-Ring	AFLAS	HBN, EPDM
Pump Construction	Floating	Compression
Shaft Alloy	Inconel (UHSS)	
Shaft Diameter	11/16", 7/8"	
Coupling	N50 SS	Monel K-500, Inconel

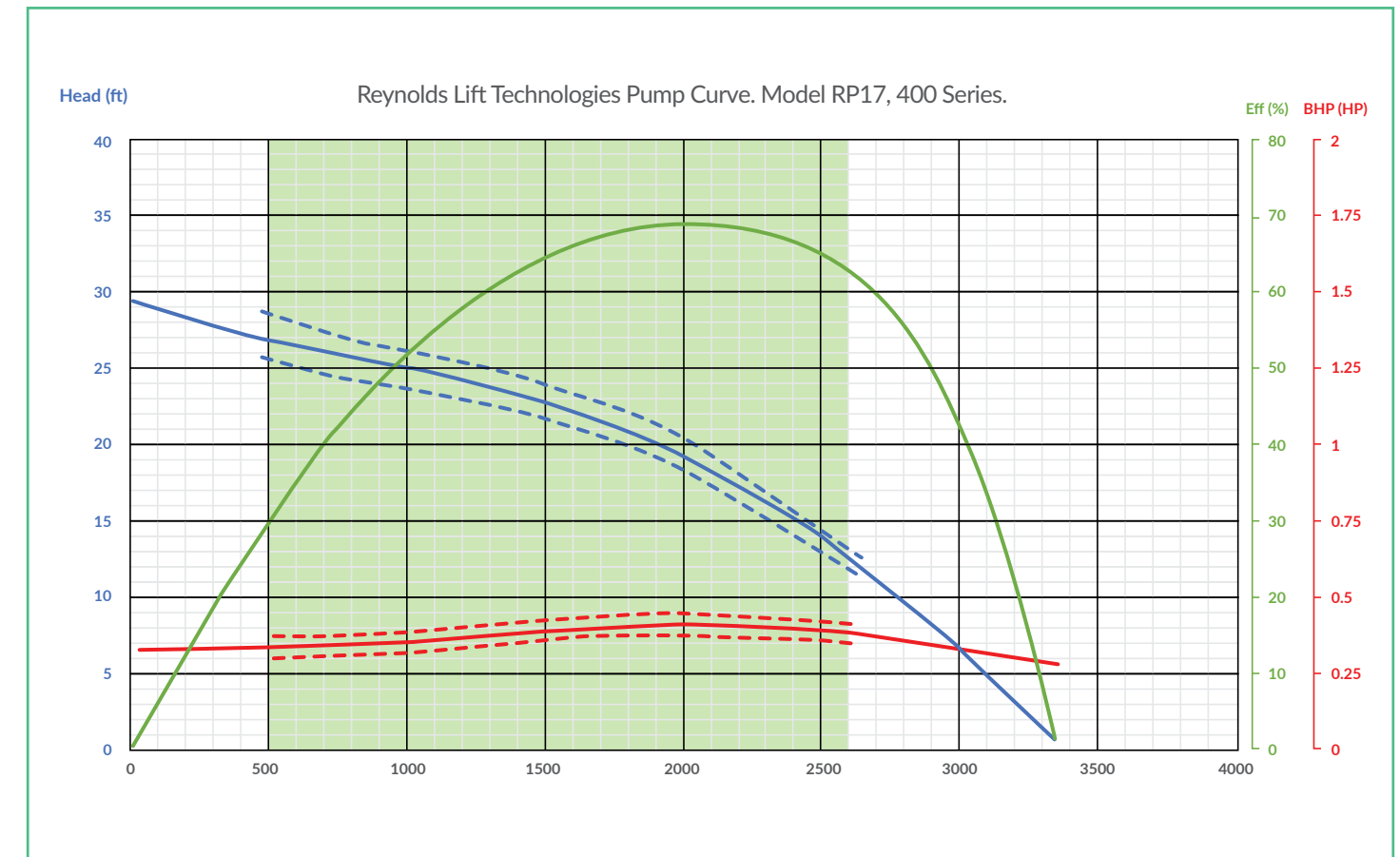


## RP9



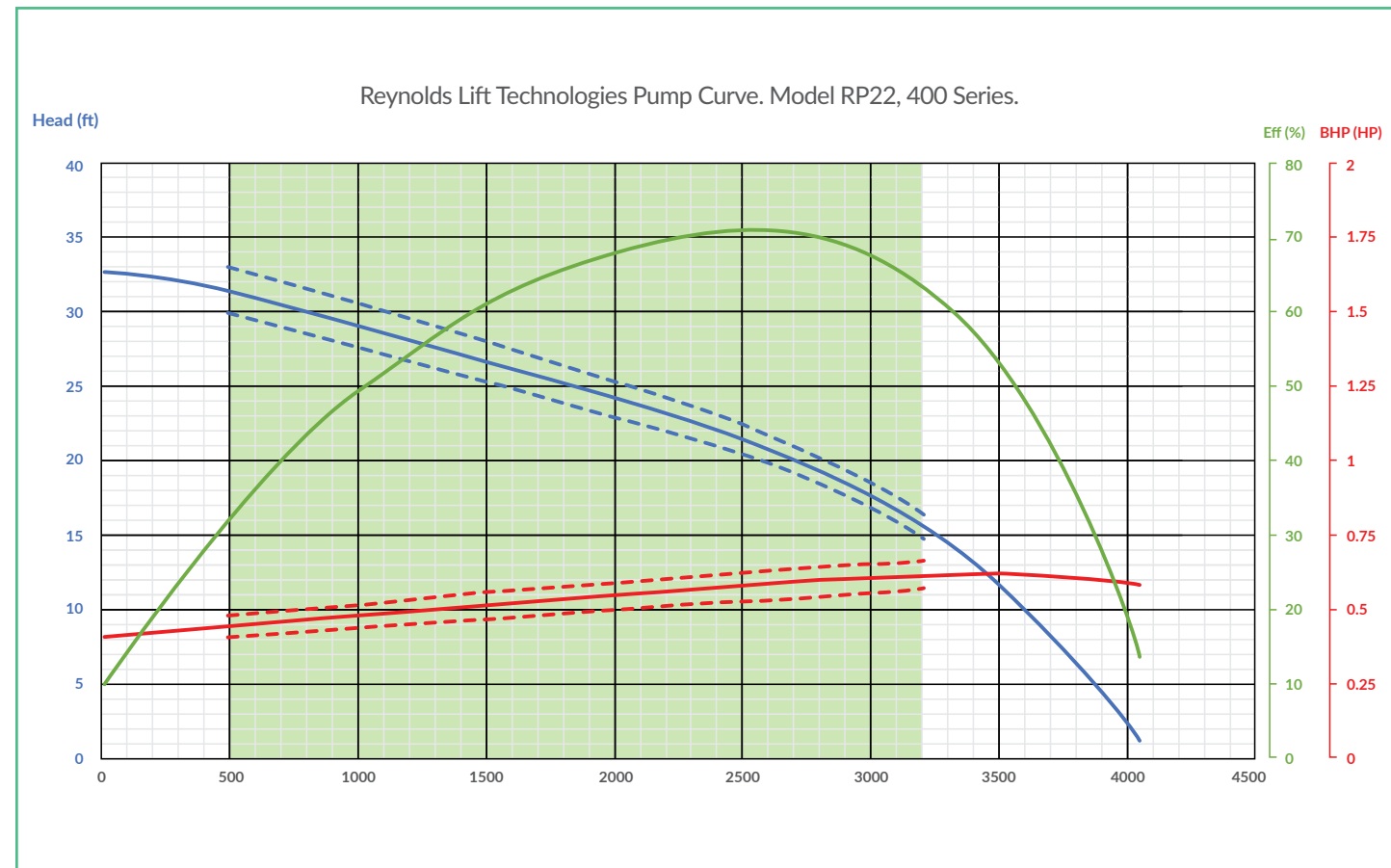
Series	400	Housing	150	AR Ratio	1:3
Housing Diameter	4"	Length	21.81'	Flowrate Range	300-1550 BPD
Minimum Casing Size	5-1/2"	Weight	478lb	Housing Pressure	5000psi
Shaft Size	11/16"	Stage Type	Mix Flow	Shaft Yield Strength	310HP

## RP17



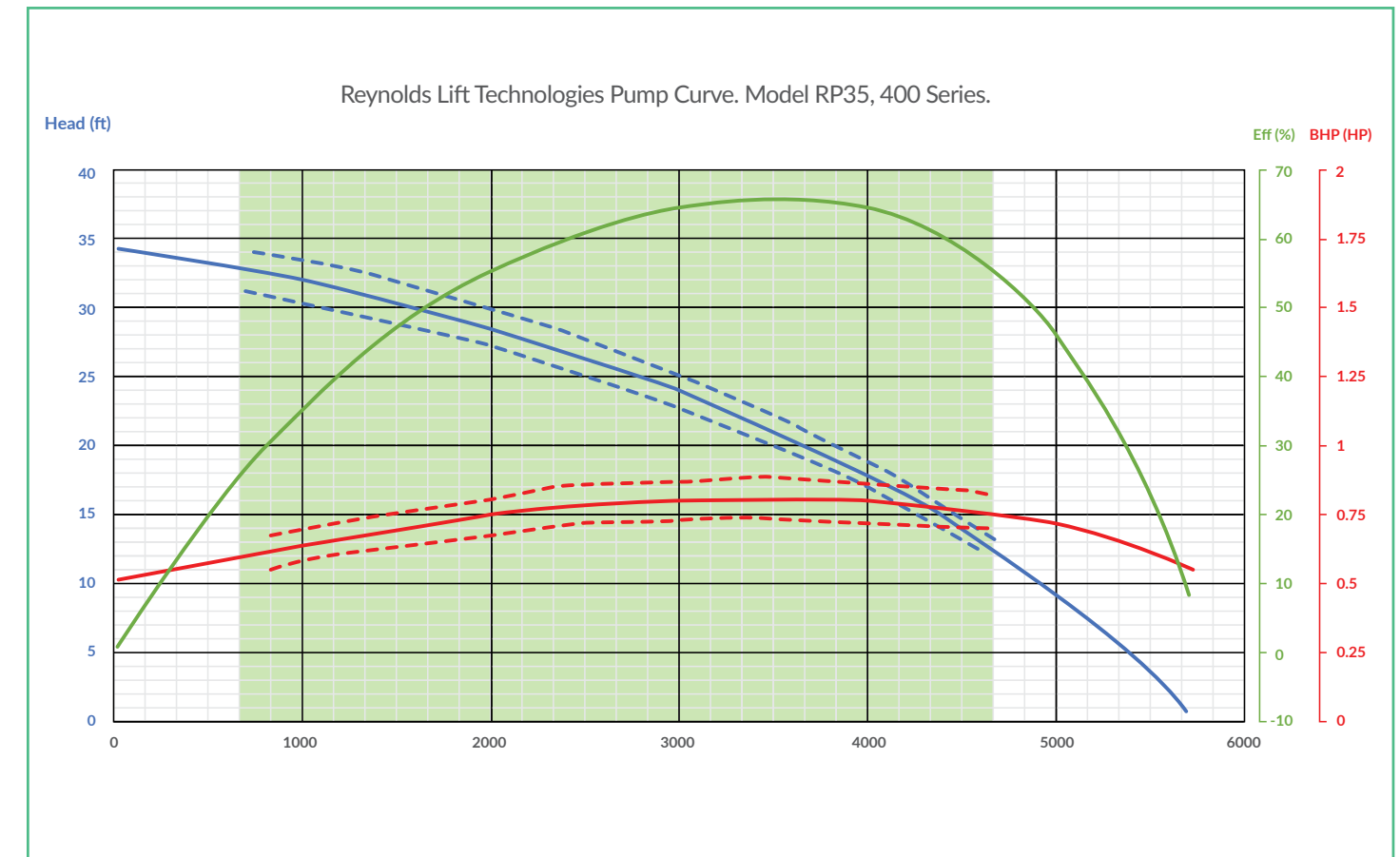
Series	400	Housing	150	AR Ratio	1:3
Housing Diameter	4"	Length	21.81'	Flowrate Range	500-2600 BPD
Minimum Casing Size	5-1/2"	Weight	478lb	Housing Pressure	5000psi
Shaft Size	11/16"	Stage Type	Mix Flow	Shaft Yield Strength	310HP

## RP22



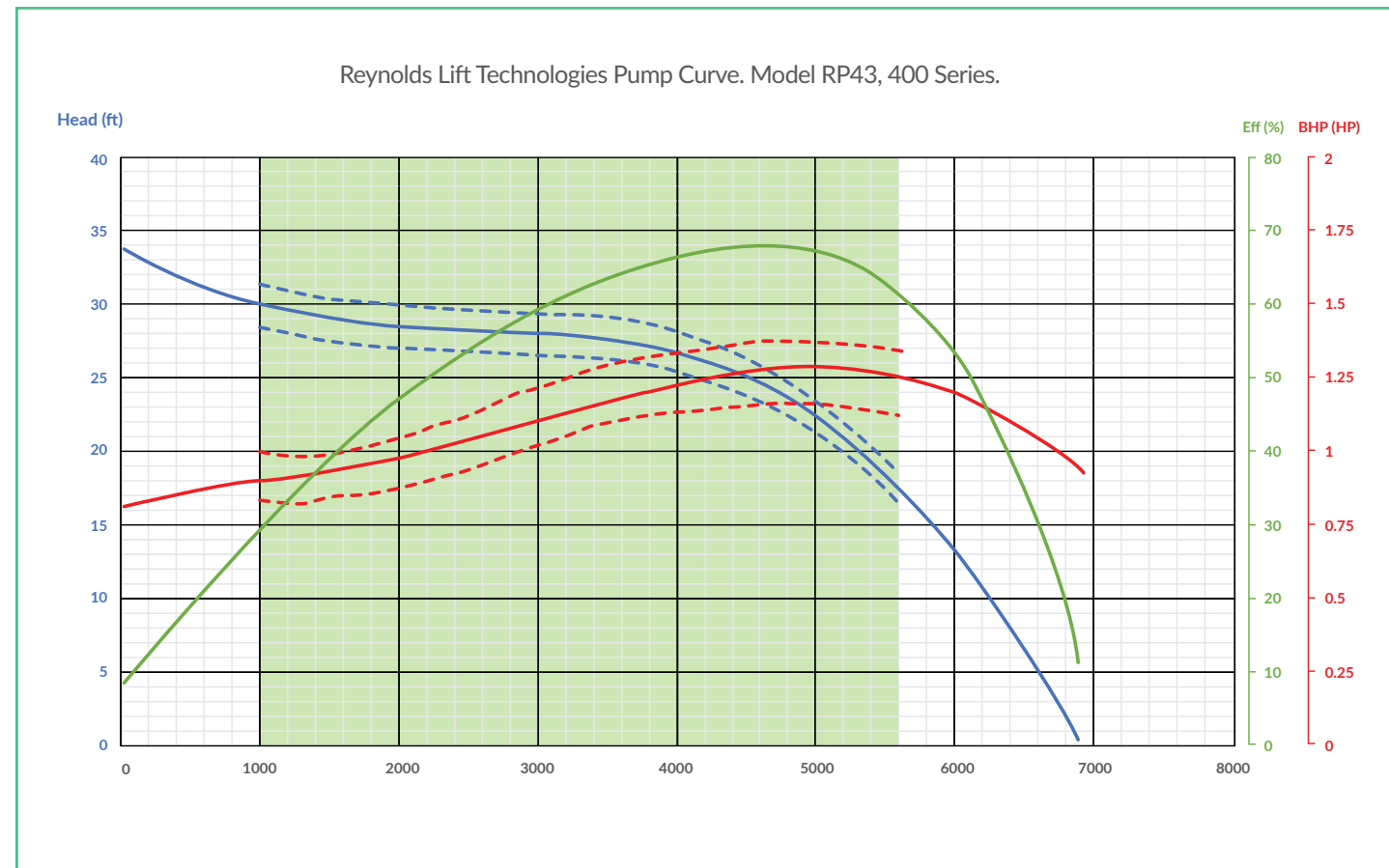
Series	400	Housing	150	AR Ratio	1:3
Housing Diameter	4"	Length	21.81'	Flowrate Range	500-3200 BPD
Minimum Casing Size	5-1/2"	Weight	478lb	Housing Pressure	5000psi
Shaft Size	11/16"	Stage Type	Mix Flow	Shaft Yield Strength	310HP

## RP35



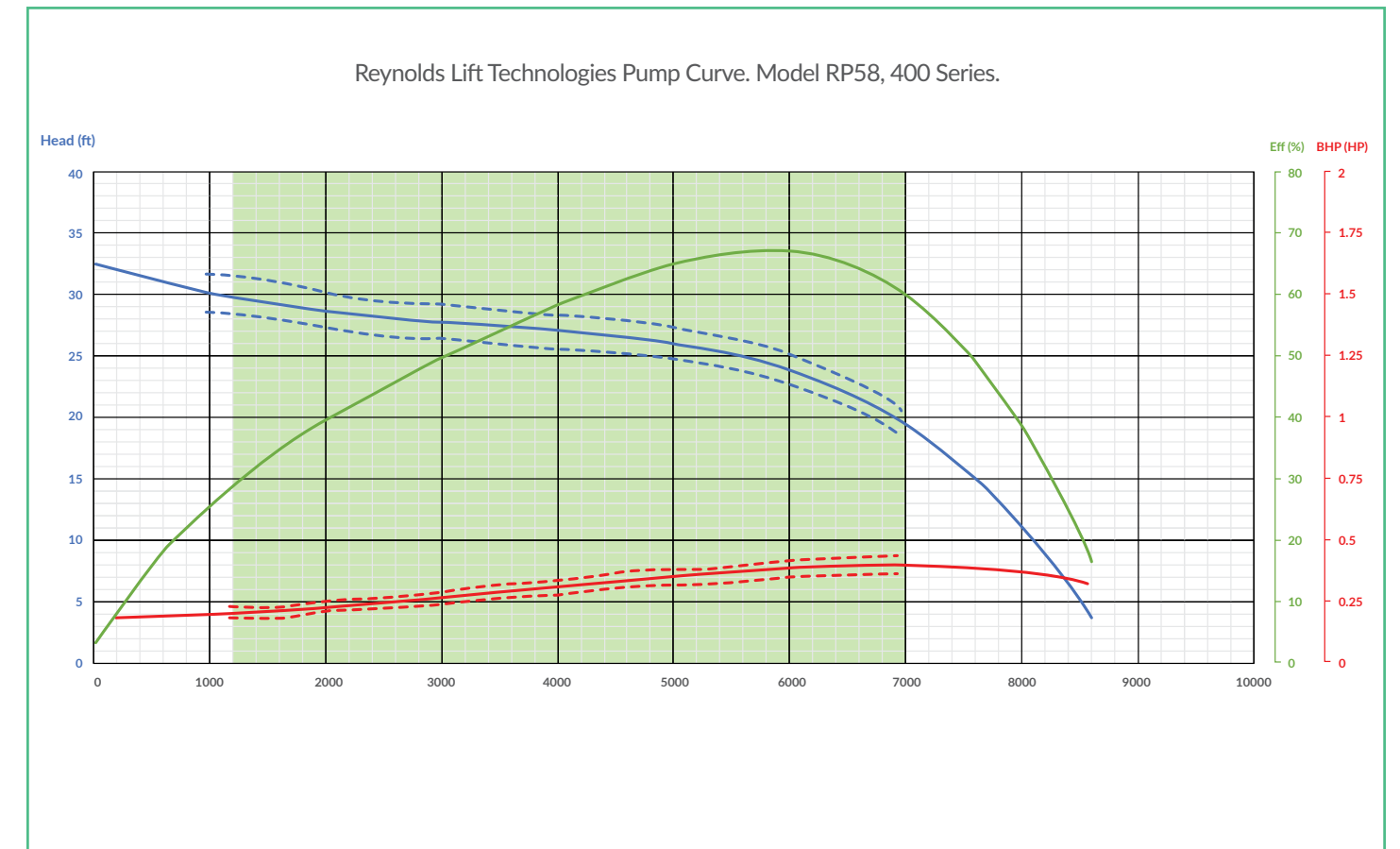
Series	400	Housing	150	AR Ratio	1:3
Housing Diameter	4"	Length	21.81'	Flowrate Range	700-4600 BPD
Minimum Casing Size	5-1/2"	Weight	478lb	Housing Pressure	5000psi
Shaft Size	7/8"	Stage Type	Mix Flow	Shaft Yield Strength	640HP

## RP43



Series	400	Housing	150	AR Ratio	1:3
Housing Diameter	4"	Length	21.81'	Flowrate Range	1000-5600 BPD
Minimum Casing Size	5-1/2"	Weight	478lb	Housing Pressure	5000psi
Shaft Size	7/8"	Stage Type	Mix Flow	Shaft Yield Strength	640HP

## RP58



Series	400	Housing	150	AR Ratio	1:3
Housing Diameter	4"	Length	21.81'	Flowrate Range	1200-7000 BPD
Minimum Casing Size	5-1/2"	Weight	478lb	Housing Pressure	5000psi
Shaft Size	7/8"	Stage Type	Mix Flow	Shaft Yield Strength	640HP


# GAS PUMPS



The Reynolds Gas Pump (RGP) system is part of a premium suite of gas management products designed for high, medium, and low flow rate wells. Cast from the highest quality Ni-Resist alloys and built at our in-house Texas manufacturing facility, this multistage, axial-flow gas handling system is positioned below your main lift centrifugal pumps. It can be utilized independently or in conjunction with other gas management products, providing efficient management for downhole applications with high percentages of free gas.

Performance tests indicate that Reynolds Gas Pumps can handle up to 76% free gas without locking at low (<400 psi) intake pressures, significantly outperforming standard pump stages, which can handle only one-fourth of this amount of free gas before locking.

Reynolds Gas Pumps are engineered to minimize production disruption and prevent overheating of the electrical submersible pump (ESP) motor caused by gas locking. Experience superior reliability and efficiency with Reynolds Lift's premium gas handling solutions.



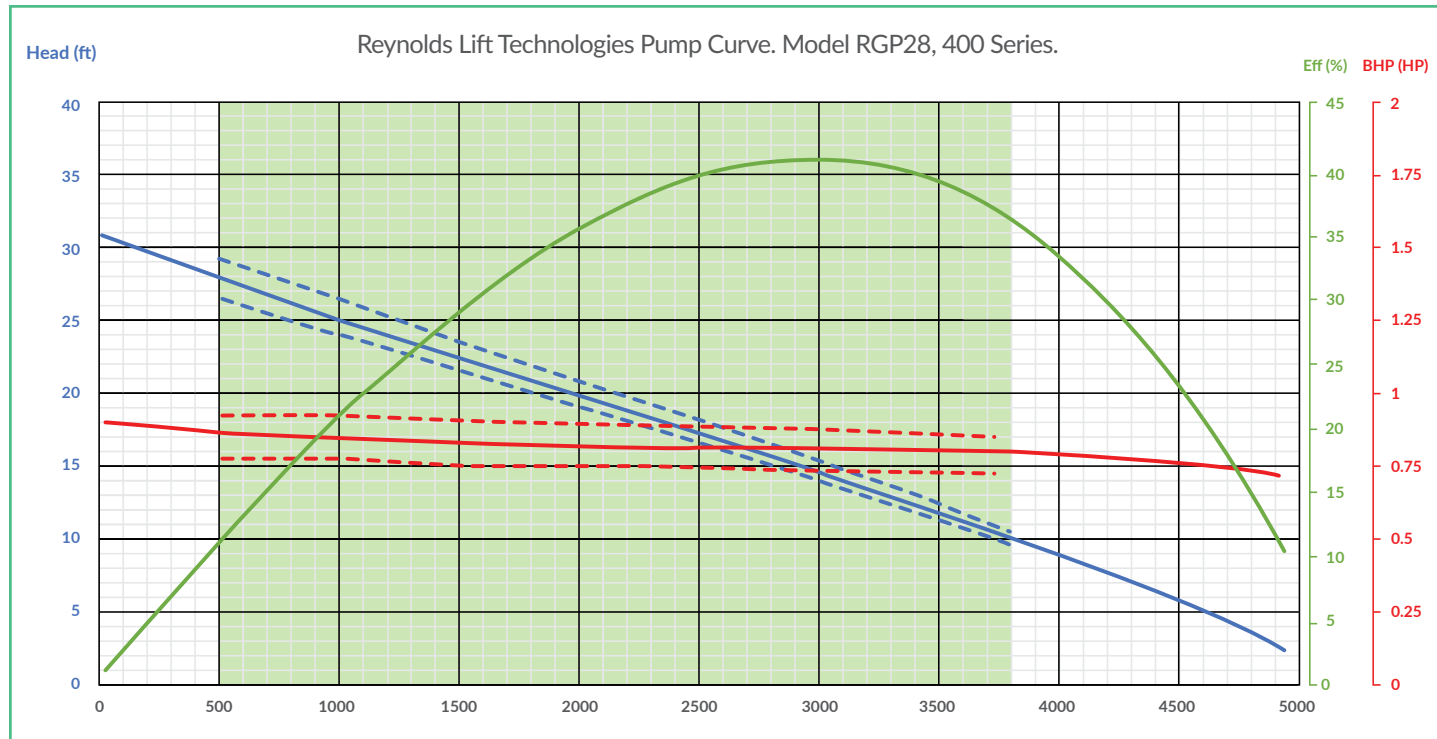
## SPECIFICATIONS

ITEM	STANDARD OFFERING
OD	4.00"
Length	60HS (9.16')
Stage Geometry	Mixed Flow
Pump Construction	Compression
AR Ratio	1:1 ARM
AR Material	Tungsten Carbide
Flow Range	Up to 3800 bpd
Impeller & Diffuser Alloy	Type 1 Ni-Resist
Head and Base Alloy	416 SS
Housing Alloy	Carbon Steel
O-Ring	AFLAS
Shaft Alloy	Inconel (UHSS)
Shaft Diameter	11/16"



# GAS PUMPS

## RGP28




Series	400	Housing	60	AR Ratio	1:1
Housing Diameter	4"	Length	9.16'	Flowrate Range	500-3800 BPD
Minimum Casing Size	5-1/2"	Weight	196lb	Housing Pressure	5000psi
Shaft Size	11/16"	Stage Type	Mix Flow	Shaft Yield Strength	310HP



In-house dyno testing ensures maximum performance in the field

# GAS SEPARATORS



In the multi-phase production flow regime of modern unconventional wells, deploying a Reynolds Lift gas separator is essential for enhancing the life of your artificial lift system and maximizing reservoir drawdown. Our gas separators, built and rigorously tested at our in-house Texas manufacturing facility, feature premium design and materials that surpass conventional tools.

Alongside our rotary and vortex type separators, we offer a unique mixed-flow handling device specifically engineered to handle severe gas slugging in high GLR wells. Trust Reynolds Lift for cutting-edge solutions that deliver exceptional performance and durability.

## SPECIFICATIONS

ITEM	STANDARD OFFERING	AVAILABLE OPTIONS
OD	4.00"	3.38", 5.40"
Length & Configuration	2.98' Single Tandem	4.25' Tandem
Impeller & Inducer Alloy	Type 1 Ni-Resist	Type 2, 3, 4 Ni-Resist
Head and Base Alloy	416 SS	
Housing Alloy	9 Cr	9 Cr, 13 Cr, 304 SS
O-Ring	AFLAS	HBN, EPDM
Configuration	Single Tandem	UT + LT
Shaft Alloy	Inconel (UHSS)	
Shaft Diameter	7/8"	
Coupling	N50 SS	Monel K-500, Inconel



Reynolds pumps are built and tested in Texas by our in-house experts

# REYNOLDS PMM



Reynolds Lift Permanent Magnet Motors (PMM) are at the forefront of artificial lift technology, engineered for top-tier performance and efficiency. These motors, produced in our cutting-edge Texas manufacturing facility, leverage proprietary surface permanent magnet rotors and patented modular connections to achieve a compact design with high power density. This advanced construction allows the motors to operate up to 500 HP (3.99" OD) and 1000 HP (5.19" OD) while maintaining efficiencies over 92% and a power factor exceeding 97%, significantly reducing power consumption and extending the operational life of artificial lift systems.

The customizable nature of Reynolds PMMs ensures they can be tailored to meet the specific requirements of various applications and sensor types, providing flexibility and adaptability in different operational environments. The modular connections enhance their ease of integration and maintenance, while the high-quality materials used in their construction guarantee durability and robustness under demanding conditions.

Every Reynolds PMM undergoes extensive testing to ensure reliability and performance. These rigorous tests are designed to simulate challenging operational scenarios, ensuring that each motor can withstand the stresses of real-world applications. The result is a highly reliable and efficient motor that supports the longevity and effectiveness of artificial lift systems, making Reynolds PMMs a preferred choice for industry professionals.

Reynolds has engineered and manufactured Permanent Magnet Motors (PMM) offering significant advantages over traditional induction motors. Our unique and proprietary magnets, winding, and modular connections promote very short overall lengths, large power densities, efficient power outputs, and sizing specifically for your application. Ultra-efficiency over a wide operating range lowers power consumption, reduces motor winding temperatures, and increases run life compared with conventional induction motors. All motors are engineered, manufactured, and tested in our Texas manufacturing facility.

- Patented modular Permanent Magnet Motor design
- Deliver more downhole horsepower
- Industry's only repairable ESP motor
- Produce more wells with the same available grid power
- Reduce rig times compared with induction motors
- Eliminate scale buildup with more casing clearance for CT lines
- Runs on existing drive (VSD) assets

All motors are designed, engineered, and manufactured in Houston, Texas, USA and undergo rigorous testing and quality control before they ever leave the production facility. This ensures trouble-free installation and operation in the field. Coupled with service centers strategically located in the Permian Basin and large inventories, Reynolds can respond with pump needs overnight in most cases.

## BENEFITS

- Engineered & manufactured in Texas
- High efficiency
- CapEx & OpEx savings
- Modular horsepower & rugged dependability
- Low carbon footprint
- Universal PMM options for all OEMs
- Experienced oil & gas team
- 67% more production over a 375 induction motor system
- 40% reduction in CapEx/bbl
- Up to 26% reduction on electrical LOE
- In-basin support with boots on the ground

## FEATURES

- Works with any pump OEM
- All motors 100% load-tested on our in-house dyno
- Runs on any vector variable speed drive
- Generous CT line clearance



Reynolds PMMs are designed, machined, wound & built 100% in Texas—the first motor custom-engineered especially for Permian Basin applications.

## SPECIFICATIONS

SERIES	HP	VOLTS	AMPS	LENGTH (ft)	kVA	WEIGHT (lbs)
399	100	727	77	4.5	97	160
	200	1454	77	9	194	320
	300	2181	77	13.5	291	480
	400	2908	77	18	387	640
	500	3635	77	22.5	484	800
	600	4362	77	27	582	960
519	270	2019	77	5.7	269	309
	540	4038	77	10.9	538	619
	1000	4431	125	16	958	928

# REYNOLDS IM



Reynolds IM is a field-proven electrical submersible pumping induction motor platform developed through more than six decades of continuous engineering refinement. Built to meet the demands of modern oil and gas production, the Reynolds IM motor is designed for consistent, dependable performance across a wide range of operating environments. Its proven design foundation and rigorous manufacturing standards support long-term reliability in both conventional and challenging downhole conditions.

Engineered to operate in high-stress applications, Reynolds IM delivers stable performance in environments characterized by elevated temperatures, high loads, and fluctuating well conditions. The platform's compact construction and balanced electrical and mechanical design allow it to perform efficiently while supporting extended run life. From high gas-volume wells to harsh downhole settings where reliability is critical, Reynolds IM provides operators with confidence that their ESP systems are built on a proven induction motor platform trusted across the industry.

The Reynolds IM platform reflects a deep understanding of downhole operating demands, shaped by decades of field experience and ongoing refinement. Each motor is designed with a focus on durability, thermal stability, and consistent electrical performance, allowing it to operate reliably over extended periods. This disciplined approach to design supports predictable behavior in the wellbore, even as conditions evolve over the life of the installation.

Manufacturing and quality control processes play a central role in the Reynolds IM motor's performance. From material selection to final assembly, every step is guided by strict standards intended to support dependable operation in real-world field conditions. Comprehensive testing ensures that motors meet performance expectations before deployment, reinforcing confidence in long-term operation once installed.

As part of the Reynolds ESP portfolio, the IM induction motor integrates seamlessly into a wide range of system configurations. Its adaptability makes it suitable for diverse well profiles and operating strategies, providing operators with a proven motor platform that aligns with both current production requirements and future operational demands.

## BENEFITS

- Reliable operation in harsh downhole conditions
- Extended motor run life
- Reduced workovers and intervention costs
- Increased production confidence at the well site
- Lower operational risk over the life of the well


## FEATURES

- Industry-proven ESP induction motor technology
- 60+ years of design evolution and field experience
- Engineered for high-temperature and high-load environments
- Optimized electrical and mechanical performance
- Compact, robust construction

## SPECIFICATIONS

OD	HP	VOLTS	AMPS	LENGTH	WEIGHT (lbs)
4.13"	198	1970	70	31.5"	1228
4.13"	396	3940	70	63"	2456

# MOTOR PROTECTOR



The modular design of Reynolds Motor Protectors offers the necessary flexibility and redundancy to ensure the highest level of motor protection in all downhole conditions and any wellbore orientation.

Reynolds Lift Motor Protectors feature high temperature AFLAS bags and pipe labyrinth oil-filled chambers that provide essential expansion capacity and a low-pressure boundary, isolating well fluid from the clean motor oil. The protector chambers manage oil expansion and contraction, keeping constant pressure equalization to prevent motor contamination by wellbore fluid. These chambers are configured based on application specifics, including system horsepower, equipment set depth, flow rate, operating temperature, and corrosive factors of anticipated production.

Our protectors also enhance the longevity of Reynolds' ESP systems with high load bearings designed to carry downthrust load from the pumps. These bearings isolate downward forces from the pumps from being transferred into the motor shaft, thus avoiding additional load and heat rise in the motor. The protector features an ultra-high-load PTFE coated tilt pad bearing design. Class leading mechanical face seals located throughout the protector provide further protection by preventing damage from debris and foreign material in the well fluid.

Built and rigorously tested at our in-house Texas manufacturing facility, Reynolds Motor Protectors combine superior design and premium materials to deliver unmatched reliability and efficiency in demanding downhole conditions.

## SPECIFICATIONS

ITEM	STANDARD OFFERING	AVAILABLE OPTIONS
OD	4.00"	3.38", 5.40"
Length & Configuration	8.2' Single	Double Tandem
Head and Base Alloy	416 SS	
Housing Alloy	Carbon Steel	9 Cr, 13 Cr, 304 SS
Bag Material	AFLAS	
Thrust Bearing Material	Bronze	Ultra-High Load, Tilt Pad, PTFE
Thrust Bearing Max Limit	3,525 lbf	7,350 lbf
Configuration	BSBSL	BPBSL, LSBPB, LSLSL
Shaft Alloy	Inconel (UHSS)	
Shaft Yield Strength	256 HP	550 HP
Shaft Diameter	7/8"	
Coupling	N50 SS	Monel K-500, Inconel

# DOWNHOLE SENSOR



Ensure a continuous, accurate stream of valuable well and pump condition data with Reynolds Lift downhole sensors. Engineered from premium materials and meticulously inspected, assembled, and tested at our Texas manufacturing facility, these sensors deliver reliable data on the downhole condition of your electrical submersible pumping (ESP) system for optimal performance.

Reynolds Lift downhole sensors are designed to optimize ESP performance across a variety of challenging downhole conditions, addressing common issues in mature wells, harsh environments, and cost-controlled settings. Accurate, real-time data is essential for effective well management, preventing operational risks such as improper ESP sizing and unseen production or equipment issues that could lead to declining production rates or ESP system failures.

Choose from a range of sensor specifications tailored to your specific needs, from low-production wells to high-pressure/high-temperature environments. Our sensors measure intake pressure and temperature, discharge pressure and temperature, motor winding temperature, and vibration, providing comprehensive well analyses for performance optimization. Compatible with advanced artificial lift monitoring technologies, Reynolds Lift sensors ensure real-time data transmission, enabling informed decisions for maximum performance and production rates. Trusted globally, our sensors offer unmatched reliability, engineering excellence, and compatibility with all ESP equipment.

## SPECIFICATIONS

ITEM	STANDARD OPTIONS	EXTREME	XTREME DUAL	
Intake Pressure	Range	0-5000 psi	0-6000 psi	
	Accuracy	+/- 0.25% BFS, 1% FS	+/- 0.1% Typical, 0.2% FS	
	Resolution	1 PSI SRU, 0.1psi		
	Transducer Type	Digital Strain Gauge		
Discharge Pressure	Range	N/A	0 - 6000 psi (optional)	0 - 8000 psi (optional)
	Accuracy	N/A	+/- 0.1% Typical, 0.2% FS (optional)	
	Resolution	N/A	1PSI	
Intake Temp	Range	32°F - 257°F	32°F - 350°F	
	Accuracy	3.5°F		
	Resolution	1°F SRU, 0.1°F		
Motor Temp	Range	32°F - 600°F		
	Accuracy	3.5°F		
	Resolution	1°F SRU, 0.1°F		
Vibration Sensor	Range	0 - 10G		
	Accuracy	0.5%		
	Resolution	0.01G		
Physical Specs	OD	3.72"	3.72" or 3.94"	3.94"
	Length	18.5"	18.5"	23.0"
	Weight	35 lbs	42 lbs	44 lbs
	Housing Material	1020 CS, 316 SS	316 SS	316 SS

# MOTOR LEAD EXTENSION

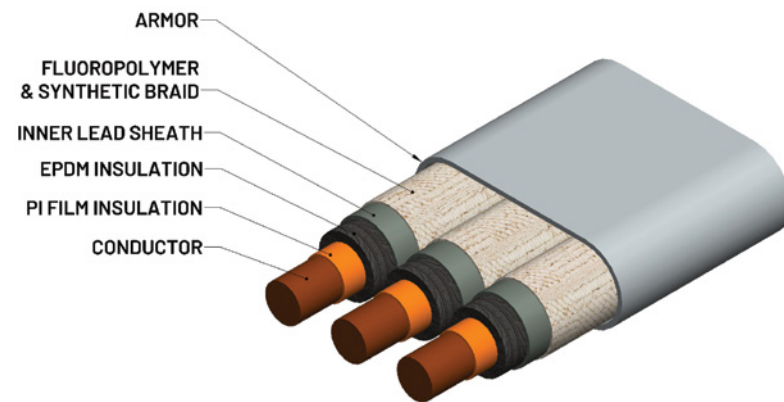
# POWER CABLE



Reynolds' tape-in MLE offers superior electrical performance for all Electrical Submersible Pump applications. MLEs are 100% tested upon receipt at Reynolds' manufacturing facility to operating voltage, temperature, pressure and current.

## GENERAL SPECIFICATIONS

TYPE	CONDUCTOR	INSULATION	CONDUCTOR	TEMP RATINGS	APPLICATIONS
MLE Flat	Copper	EPDM, Polyimide Film	Lead Sheath with Fluoro., Synthetic Braid	232o C Max.	High Gas Concentration, Corrosion, High Temp.



## SPECIFICATIONS

VOLTAGE RATING	CONDUCTOR SIZE	INSULATION DIAMETER, INCH	JACKET DIAMETER, INCH	ARMOR TYPE	DIMENSIONS (H X W) INCH	WEIGHT LBS/ FT
5kV	AWG 6	0.24	0.30	SS, Monel	0.472 x 1.181	1.034
5kV	AWG 5	0.26	0.32	SS, Monel	0.492 x 1.240	1.128

The ESP power cable is a crucial part of the ESP system that provides power to your ESP motor. Power cable make up can vary based on application. The power cable consists of a conductor, insulator, jacket, and armor for ultimate protection and reliability.

Its main function is to carry current in three phases or conductors, from the VSD at the surface down to the motor.

It is constructed of three insulated and jacketed copper conductors contained by metal armor, able to withstand the rigors of a hostile environment, high temperatures, chemical aggressive fluids, and severe pressure changes.



## SPECIFICATIONS

ITEM	OFFERING	
CONDUCTOR	Definition	It is a material which contains movable electric charges (electrons)
	Specification	RLT uses solid conductor of 99.9% pure copper 4AWG & 2AWG
INSULATION	Definition	It is a material that resists the flow of an electrical charge, insulators are commonly used as a flexible coating on electric cable
	Specification	RLT uses EPDM (Ethylene Propylene Diene Monomer) lining on the cable produced, providing high dielectric strength 5kV
COVERING	Definition	Its main purpose it to stop fluid migration towards insulating material, also acting as containment to control swelling
	Specification	RLT uses lead layer 40+mil
JACKET	Definition	It is used to provide a level of cushioning to the cable to aid in the insertions or pulling from extreme well conditions
	Specification	RLT uses bedding tape with SBR (rubber) to provide 100% protection to lead sheath during the armoring operation
ARMOR	Definition	It is used to provide mechanical protection
	Specification	RLT offers flat galvanized and stainless-steel armor options
PHYSICAL SPECS	Conductor Size	4AWG                      2AWG
	Outer Armor Size (in)	.572x1.467                      .626x1.628
	Weight (lb/ft)	1.63                              2.11
	Temperature Rating (F)	-40 to 500                      -40 to 500

# VARIABLE SPEED DRIVES

The Reynolds VSD is a time-tested, reliable variable speed drive that is retrofitted to our Reynolds Motor for ultimate reliability. The motor controller is designed to broaden the application range, optimize efficiency, maximize well production, isolate electrical power disturbances, reduce starting stress, match production with surface facilities, and handle gas of the ESP system. Reynolds also packages step-up transformers for boosting VSD output voltage to match the requirements of the downhole motor system.



# SAND PROTECTION

Reynolds' Sand Slayer™ offers a premium and effective solution for downhole sand and solid separation for artificial lift applications including ESPs, rod pumps, and PCPs. The passive device utilizes patented separating technology to provide best-in-class separation and field proven reliability. The short overall length and integrated cup packer promotes quick and safe field installations for fast makeups and quick refurbishments. **The hardened stainless steel design won't part off and leave you stuck fishing tailpipe!**

## FEATURES

- Patented separating technology that operates over a broad flow range
- Short overall length contains cup packer assembly
- No rotation of tailpipe assembly or ESP equipment required—decreases rig time and improves safety
- Passive device with hardened flow wetted components for enhanced performance in high solid laden fluids
- Vortex action does not impinge housing which contributes to trouble-free operation

## TECHNICAL SPECIFICATIONS

- Operates up to 5,000 bpd
- Separating efficiencies tested up to 85%
- Minimal pressure drop across tool throughout flow range
- Fits most applications and swappable cup packers make fitting different casing sizes simple

## SPECIFICATIONS

TOOL SIZE	CASING SIZE	BPD	WEIGHT	LENGTH
4.00"	5-1/2" 17-23#, 6" 23-25.5#	Up to 5,000 bpd	71-82 lbs	4'
4.00"	7" 26-32#	Up to 5,000 bpd	71-82 lbs	4'



# MONITORING & OPTIMIZATION

- InSpatial based software system
- Experienced engineering team monitoring each well
- Custom internal and external notifications alert (SMS & E-mail)
- Direct relationship with company ESP technicians and operators
- Remote changes consist of frequency change, start/stop, etc.
- Proactive approach to optimize performance and extend run life
- Pump diagnostics and optimization
- Ability to troubleshoot wells remotely, minimizing the need to have a technician on location
- Biweekly/monthly optimization meetings

## BENEFITS

- Maximum uptime through continuous ESP surveillance
- Minimum deferred production by fast response to operational events
- Improved equipment run life



# ESP SAFETY & ACCESSORIES

## PMM SAFETY TRAINING

While ESP technology has been around for a long time, our team is committed to educating and training our customers to achieve the safest operations in the field. Every installation service is conducted by a Reynolds electrical engineer to ensure the highest levels of safety available.

## PROPER ESP GROUNDING PROCEDURE

Reynolds Lift will ensure your ESP assets are properly grounded by installing the Thunderbolt as part of the 5-step best practice installation process.

## MOTOR CRADLE DELIVERY SYSTEM

Our first-in-class PMM delivery system improves equipment reliability for seamless deployment. Once the motors are loaded securely onto the truck for shipping, they are field-ready for installation.

## IN-BASIN SERVICE

Reynolds creates the most forward-thinking equipment available to the artificial lift industry. At our core however, we are problem solvers. Every product we offer began life as our successful solution to a customer's specific needs. With our customer-centric focus, we have complete in-basin service—equipment stock in Midland, Pecos and Houston, with delivery available anywhere in the Permian basin.

We also provide on-location support with field service technicians at every installation. Simply put, we are here to make your artificial lift a success. Contact us today—we're ready to help solve your toughest production challenges.

### Headquarters & Factory Location

10323 Greenland Ct  
Stafford, Texas 77477

Sales & 24/7 Operations Support: (866) 629-6298

[sales@reynoldslift.com](mailto:sales@reynoldslift.com)







# LEADERS IN ARTIFICIAL LIFT SOLUTIONS

Reynolds Lift Technologies is a Texas-based technology company geared for engineering and manufacturing cutting-edge artificial lift equipment. Founded in 2018 with 150+ years of oilfield experience, Reynolds provides engineering, manufacturing, staff testing, and delivery to the ever-evolving production sector of the oil & gas industry. Reynolds is pushing the boundaries of artificial lift technology to drive production efficiencies significantly beyond industry standards through innovative downhole equipment and surface systems.

[www.reynoldslift.com](http://www.reynoldslift.com)

## FACILITY TOUR

We're proud to offer a host of innovative solutions, all manufactured in Houston, Texas. Let us know when you're in town and we'll be happy to provide a tour of our facility.

