

Performance Spotlight

INDUCTION MOTOR POWER VS. PERMANENT MAGNET MOTOR POWER


ELECTRICITY SAVINGS COMPARISON

CONDITIONS

- Two “sister” wells identified
- Goal: side by side comparison of induction vs. permanent magnet motor electricity costs
- Both on same lease & put on ESP within 2 weeks of each other
- Both @ same set depth; same DN3000 stage count
- Dedicated power meters installed on each well
- Electricians performed daily reads of kWh

RESULTS

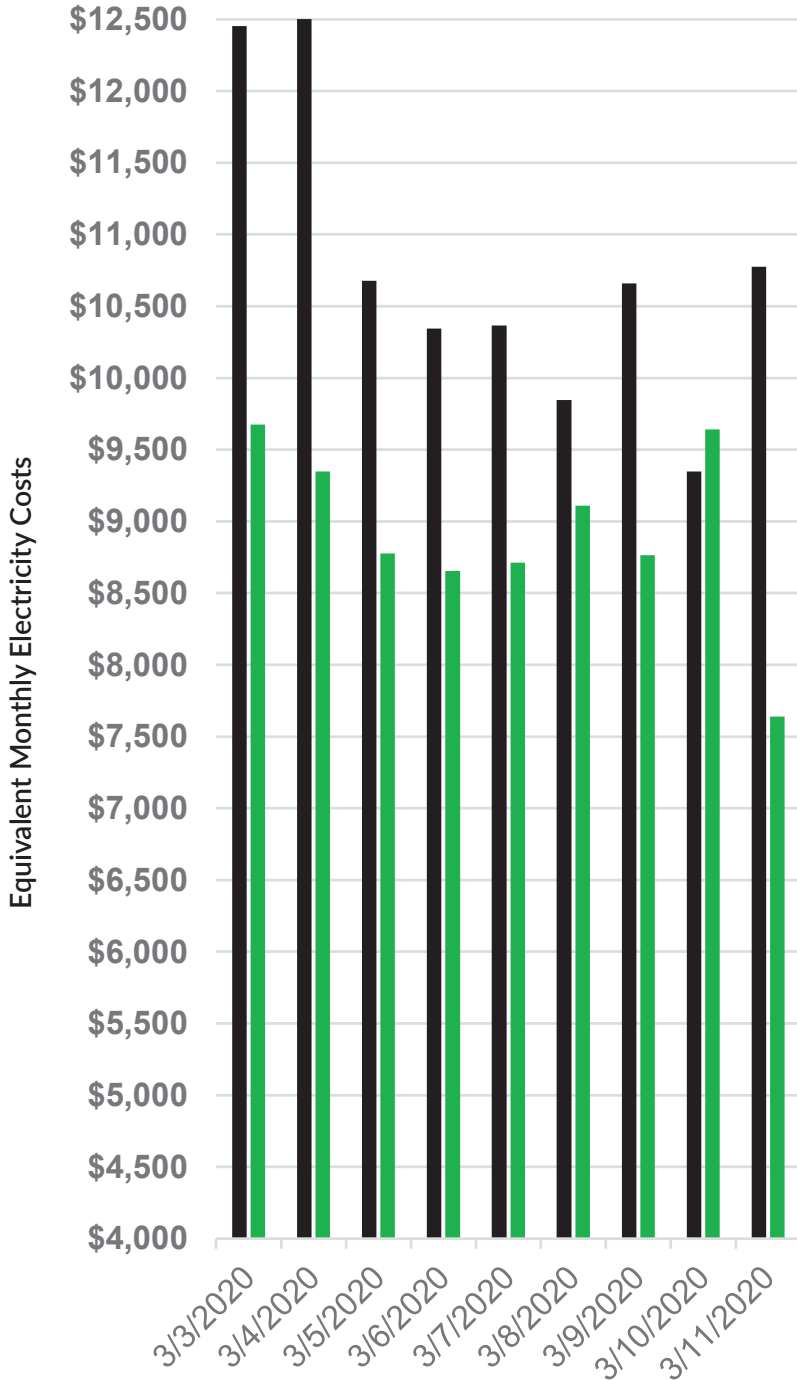
- Similar flowrates throughout case study
- Well running PMM drew down 500 FT below IM
- Results were **normalized by pump HHP** to give even comparison between two different pump loads
- Due to market conditions both wells ran slow at **only 45 Hz**
- Power savings would be more significant at higher pump HP loads



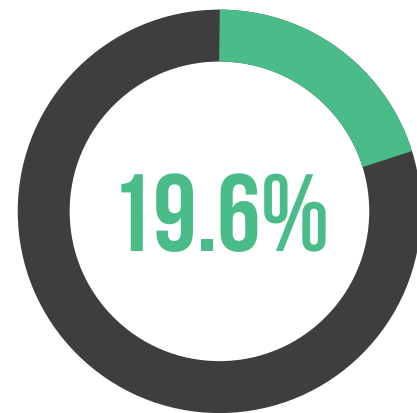
INDUCTION MOTOR POWER VS. PERMANENT MAGNET MOTOR POWER

NORMALIZED MONTHLY ELECTRICITY OPEX

85 HHP (2,300bfpd @ 5,000' TDH) Application [\$/Month]



AVERAGE ELECTRICITY SAVINGS
THROUGHOUT THE STUDY PERIOD



- 240HP Induction Motor
- Reynolds 255HP Permanent Magnet Motor

Sales & General Information
(866) 629-6298
sales@reynoldslift.com
www.reynoldslift.com
24/7 Technical Support Line
(888) 872-9781



14043 South Gessner Road
Missouri City, Texas 77489